



DYI Home Inspections Checklist



General Indoors

- Windows
- Window screens
- Doors: front, back, rooms, closets
- Floors
- Ceilings
- Exposed foundation
- Structural wood
- Ventilation vent
- Thermostat
- Heating systems
- Stairs/steps and railings
- Garage door
- Attic
- Smoke and carbon monoxide detectors



General Outdoor

- Driveway
- House siding
- Roof
- Gutters
- Chimney
- Outside foundation
- Porches and/or balconies
- Pool



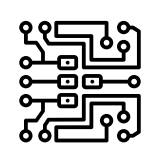
Kitchen

- Appliances (if included)
- Countertops
- Sink
- Cupboard
- Range hood exhaust fan
- Pipes under the sink
- Water pressure from faucet




Bathroom

- Faucet and shower water flow
- Toilet
- All drains (sink and shower/tub)
- General plumbing (under the sink)
- Floor tiles
- Cabinets
- Ventilation



Electrical

- Heating systems
- Visible wiring
- Power outlets
- Light switches



Plumbing

- Pipes
- Water heater
- Water valves
- Water pump

Check for

- Cracks
- Stains
- Damage
- Water spots
- Water leaks
- Unevenness
- Squeaking
- Insulation
- Rust
- Moisture
- Mould

Get the Help of Professionals

Choose the Right Home Inspector

- Ask for a sample report to know what's included or not
- Find your inspector on your own (not from your real estate agent)
- Get recommendations from friends and family
- Check for inspectors with 4 stars and up on Google
- Ask what is included (some components might not be looked at)

What to Expect from a Home Inspector

They should

- Test all the major appliances in the home
- Inspect drainage systems, windows and doors
- Anticipate and search areas with defect
- Have a good look at every area of the home

What to Do During a Home Inspection

You should

- Take notes and pictures
- Ask questions about what is of concern
- The inspection should last a few hours, but it's still important to be present the entire time